




Reviewing Plagiarism Results




Click Grades within your course:



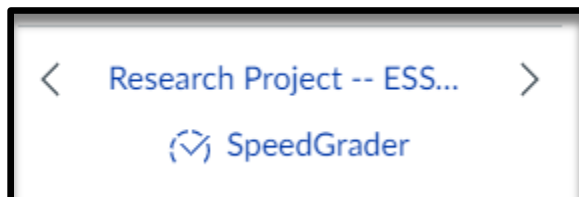
Locate the gradebook column with the assignment that holds the plagiarism review and click the colored icon:

Research Project - ...	
Out of 100	
90%	
100%	
90%	

Click on the Arrow button:

Research Project - ...	
Out of 100	
<input type="text" value="90%"/> 	
100%	
90%	

A pop-up screen will appear to the right-hand side. Click on SpeedGrader:



Under Submitted files, click on the green icon with the percentage located inside of it:

