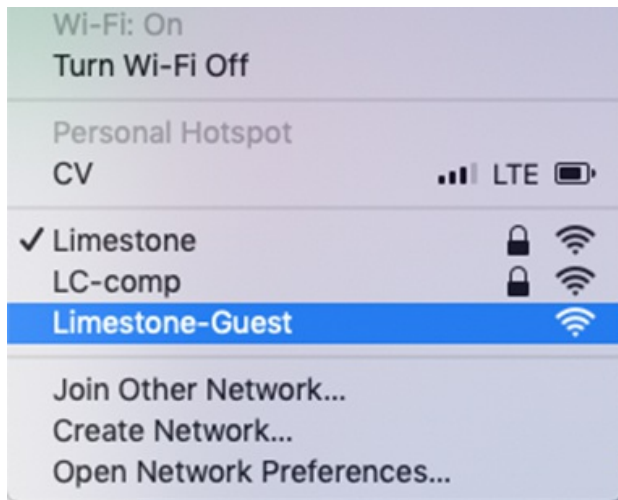


Guest Wifi Mac

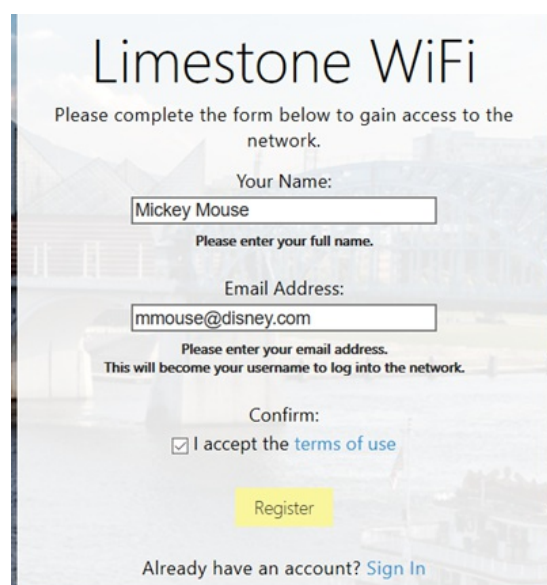
1. Connect to Limestone-Guest Network from your Mac



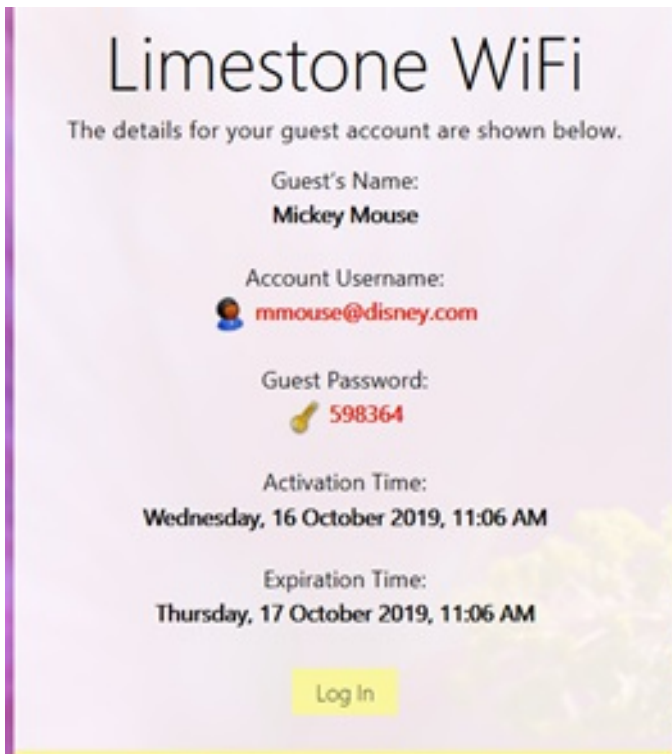
2. Once you click 'Connect', a browser window will open. You will want to create an account. Click on the link 'Click here' located at the bottom



3. Enter your full name, email address, and click the box located next to *I accept the terms*. Then click Register to finish connect to finish creating an account.



4. You will be given your login information on the next screen. You will want to copy the password to store it somewhere and then click 'Log In'. **Take note that the account will only be active for 24 hours.*



Once you are connected, you will be brought to this page showing that you have successfully connected.

Authentication successful

In 10 seconds you will be automatically redirected to <http://www.msftconnecttest.com/re>

Click [here](#) to go there directly.

Press control-d to bookmark this page.

[logout](#)